

Summary of the current state of the Clinical Engineering Workforce

This data is compiled from IPEM’s Clinical Engineering Workforce Survey 2020, carried out in November 2020. An invitation to respond was sent to all heads of Clinical Engineering in the UK, at all centres delivering Clinical Engineering including NHS and Independent providers.

At the time of compiling this report, the overall response rate is 30% covering 52 centres. Data was gathered on 2 professional groups: Clinical Scientists and Clinical Technologists. Information was also gathered on other staff essential to the clinical service provision.

Establishment and Vacancy Rate

	Establishment from Responses (WTE)	Estimated* Total Establishment (WTE)	Vacancy Rate
Clinical Scientists	102	226	13%
Clinical Technologists	878	1967	9%

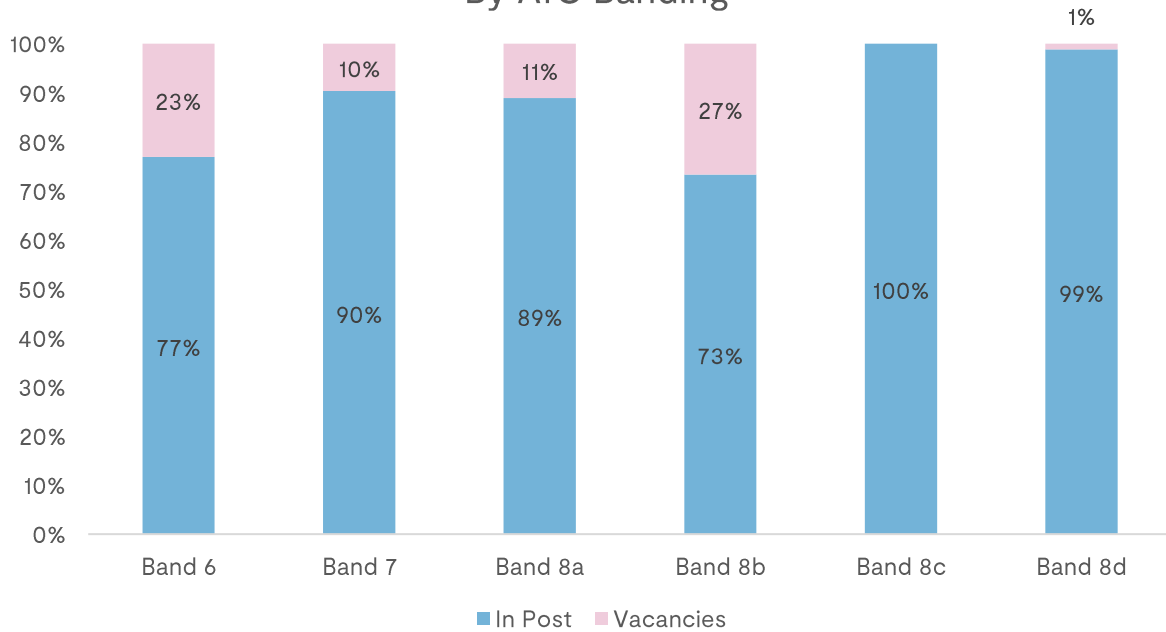
*Based on the responses provided to previous surveys and the size of the centres who didn’t respond.

Clinical Scientists

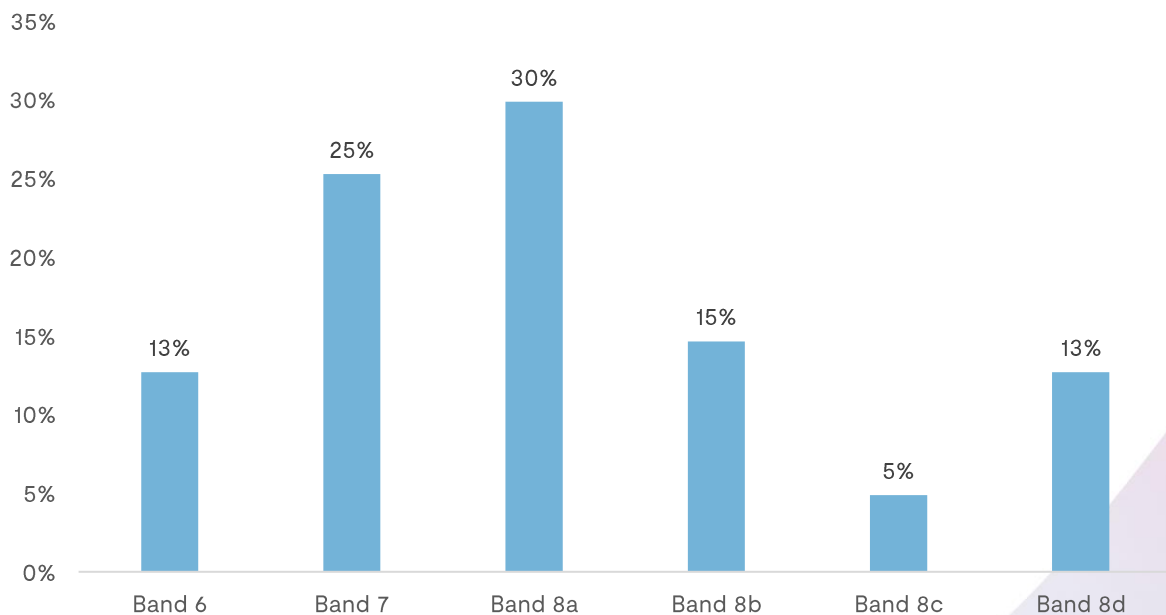
- The Clinical Scientists establishment in Clinical Engineering is approximately 226 Whole Time Equivalent
- The 2020 Clinical Engineering Workforce Survey, consisting of responses from 30% of centres in the UK, gave us a total of 102 Clinical Scientists which was then combined with previous survey responses and extrapolated out based on the size of each service
- The vacancy rate for Clinical Scientists in Clinical Engineering is 13%, which has stayed at the same level as we found in the 2017 Clinical Engineering Workforce Survey
- The age profile of the Clinical Scientists in Clinical Engineering shows that 28% of the workforce is approaching retirement age. This is higher than that of the overall IPEM membership of Clinical Scientists at 18%

NHS Agenda for Change Banding

Clinical Scientists in Clinical Engineering Vacancy Rate By AfC Banding



AfC Banding Distribution of Clinical Scientists in Clinical Engineering

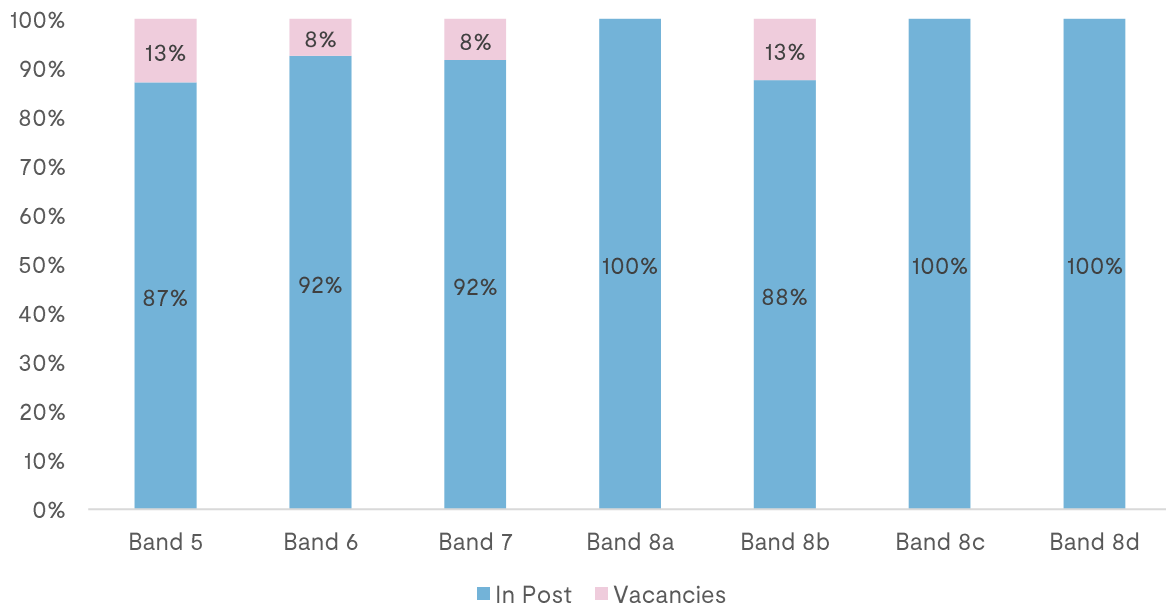


Clinical Technologists

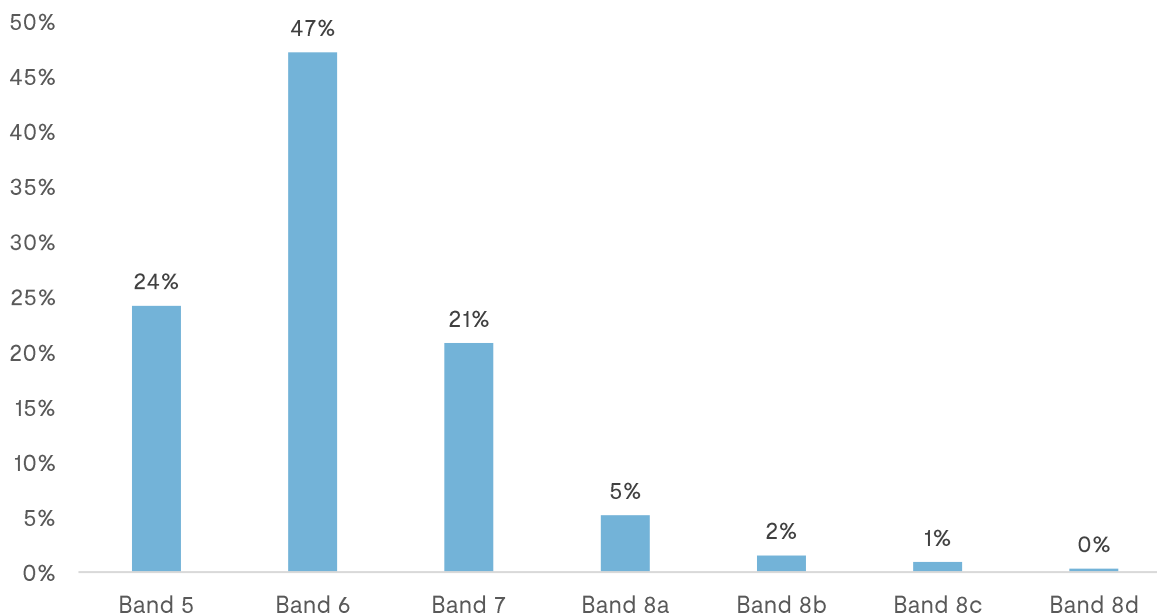
- The Clinical Technologist establishment in Clinical Engineering is approximately 1967 Whole Time Equivalent
- The 2020 Clinical Engineering Workforce Survey, consisting of responses from 30% of centres in the UK, gave us a total of 878 Clinical Technologists which was then combined with previous survey responses and extrapolated out based on the size of each service
- The vacancy rate for Clinical Technologists in Clinical Engineering is 9%, which is an increase from the 5% found at the 2017 Clinical Engineering Workforce Survey
- The age profile of the Clinical Technologists in Clinical Engineering shows that 30% of the workforce is approaching retirement age. This is very similar to the overall IPEM Membership of Clinical Scientists at 29%.

Agenda for Change Banding

Clinical Technologists in Clinical Engineering Vacancy Rate by AfC Banding



AfC Banding Distribution of Clinical Technologists in Clinical Engineering



Age Profile

Clinical Engineering Age Profile

